

# Results of Operations for the Fiscal Year Ended February 28, 2026

April 16, 2026  
Jun Kawata, President



- 1** FY2/26 Financial Summary
- 2 FY2/27 Outlook
- 3 Key Initiatives in FY2/27
- 4 Reference




## FY2/26 Results of operations

Consolidated sales, operating profit and ordinary profit were **higher and achieved new record highs**.

Consolidated sales: 49,635 million yen (+1.0% YoY)

Consolidated operating profit: 2,961 million yen (+3.1% YoY)

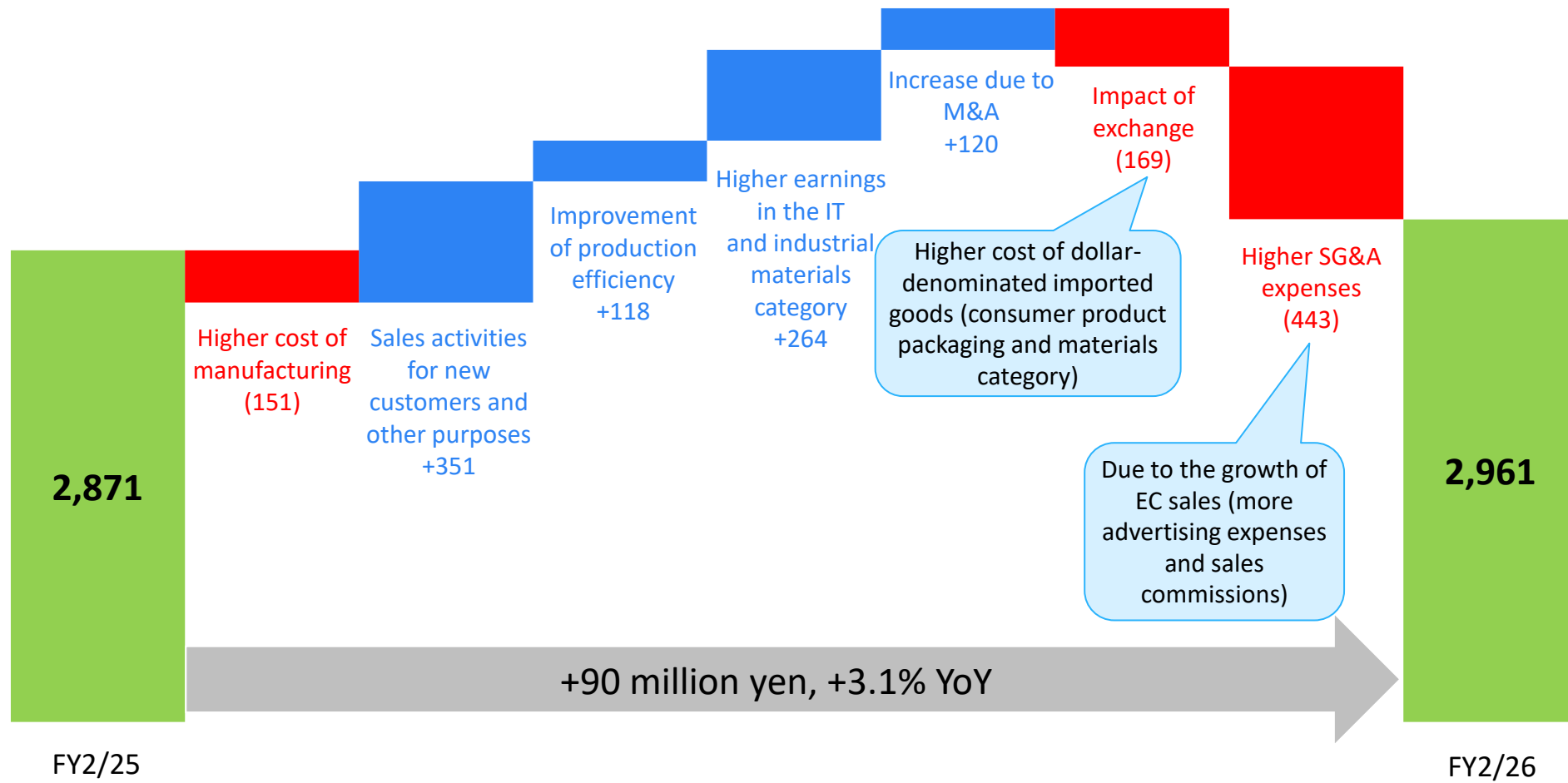
Consolidated ordinary profit: 3,054 million yen (+5.0% YoY)

-  Sales and earnings in the food packaging and containers category increased due to strong sales of packaging materials for dairy products, processed marine products and frozen food, and contributions from subsidiaries in Japan.
-  In the IT and industrial materials category, sales and earnings increased due to strong sales of functional materials for electronic applications, materials used in smartphones and semiconductors and automotive interior materials.
-  Small increases in consolidated sales and earnings, but performance was below the plan because of sales and earnings far below the plan at some subsidiaries in Japan and other countries.

# Change in Operating Profit (YoY)

## Consolidated Operating Profit

(Millions of yen)  
 Note: All amounts are rounded down to the nearest million yen



# Financial Highlights of FY2/26

(Consolidated)

(Millions of yen; (% to sales))

	FY2/25 Results	FY2/26					
		Results	YoY change		Plan	Vs. plan	
			Amount	%		Amount	%
Net sales	49,132	49,635	+503	+1.0%	52,000	(2,364)	(4.5)%
Gross profit	8,604 (17.5%)	9,137 (18.4%)	+533	+6.2%	9,395 (18.1%)	(257)	(2.7)%
Selling, general and administrative expenses	5,733 (11.7%)	6,176 (12.4%)	+443	+7.7%	6,370 (12.3%)	(193)	(3.0)%
Operating profit	2,871 (5.8%)	2,961 (6.0%)	+90	+3.1%	3,025 (5.8%)	(63)	(2.1)%
Ordinary profit	2,908 (5.9%)	3,054 (6.2%)	+146	+5.0%	3,100 (6.0%)	(45)	(1.5)%
Profit attributable to owners of parent	2,010 (4.1%)	2,175 (4.4%)	+165	+8.2%	2,011 (3.9%)	+164	+8.2%
Capital expenditures* <sup>1</sup>	1,296	1,472	+175	+13.6%	1,950	(478)	(24.5)%
Depreciation* <sup>2</sup>	1,288	1,259	(29)	(2.3)%	1,274	(14)	(1.2)%

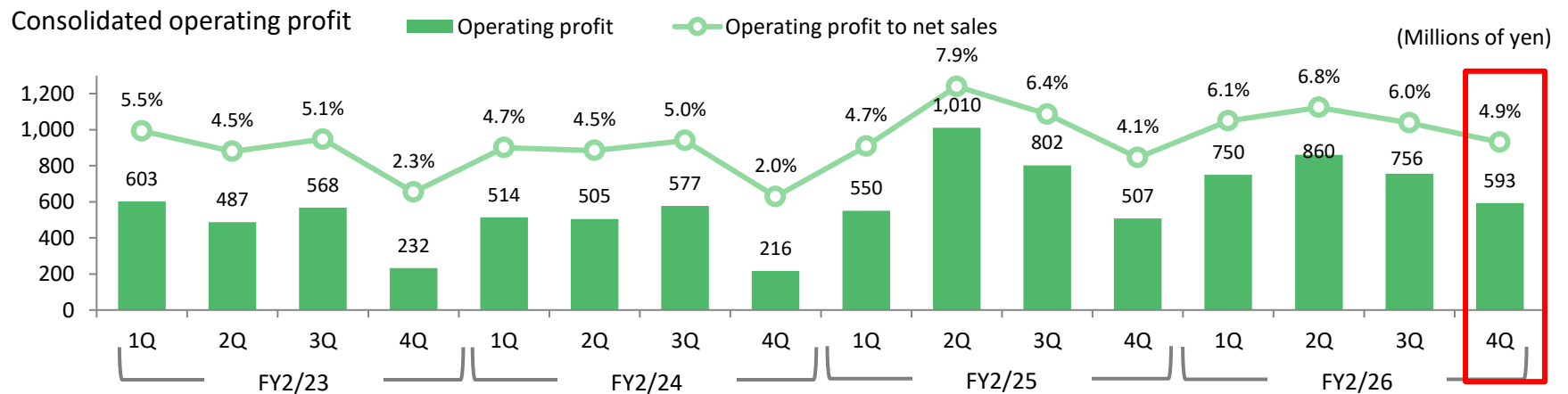
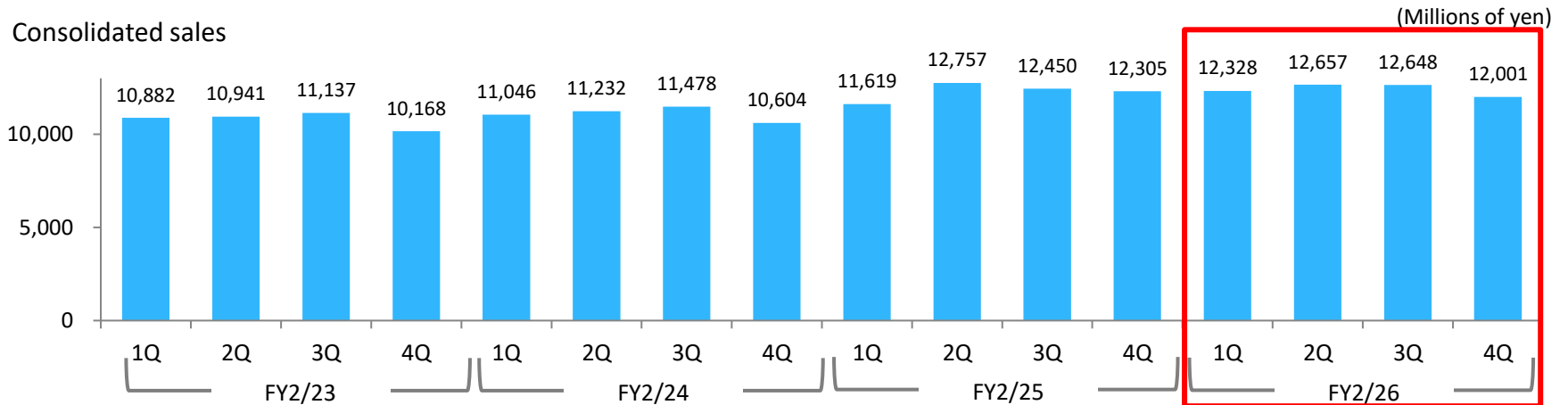
\*1. Construction in progress is not included in capital expenditures.

Note: Exchange rate for FY2/26: 22.32 yen/yuan; 156.54 yen/dollar

# Financial Highlights of FY2/26

## Quarterly sales and operating profit

- Strong sales of functional materials for electronic applications and materials used in smartphones and semiconductors.
- In the consumer product packaging and materials category, sales of in-house products with high profit margins increased.
- Sales and operating profit in FY2/26 were at record highs.
- Record-high 4Q operating profit for two consecutive years.



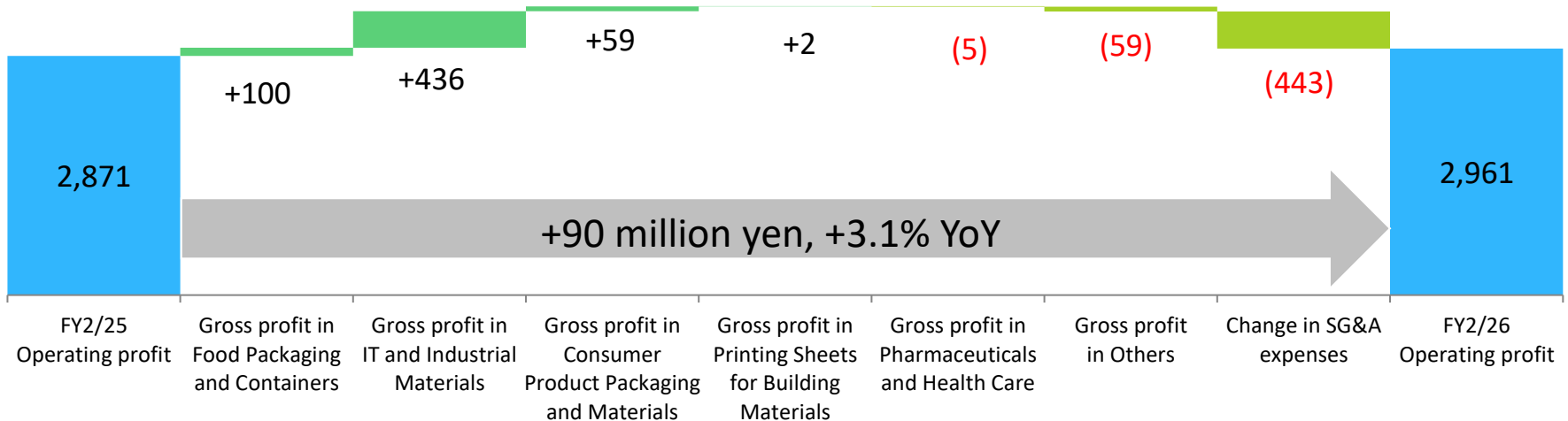
# Change in Net Sales and Operating Profit for Product Applications (YoY)

## Consolidated sales

(Millions of yen)  
Note: All amounts are rounded down to the nearest million yen



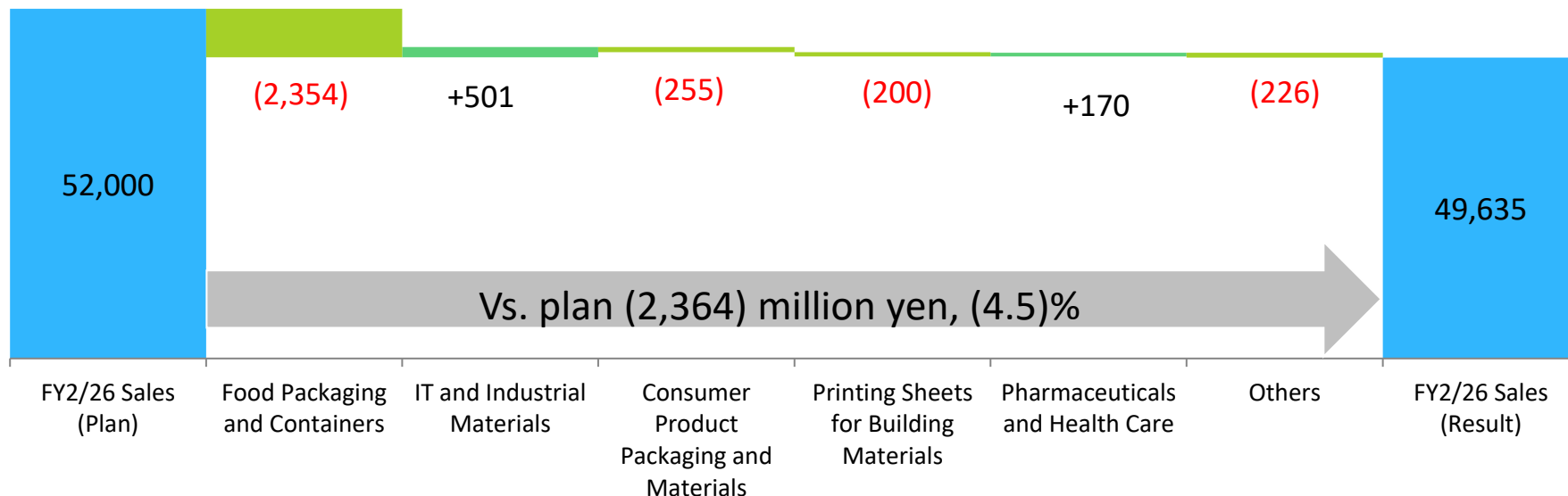
## Consolidated operating profit



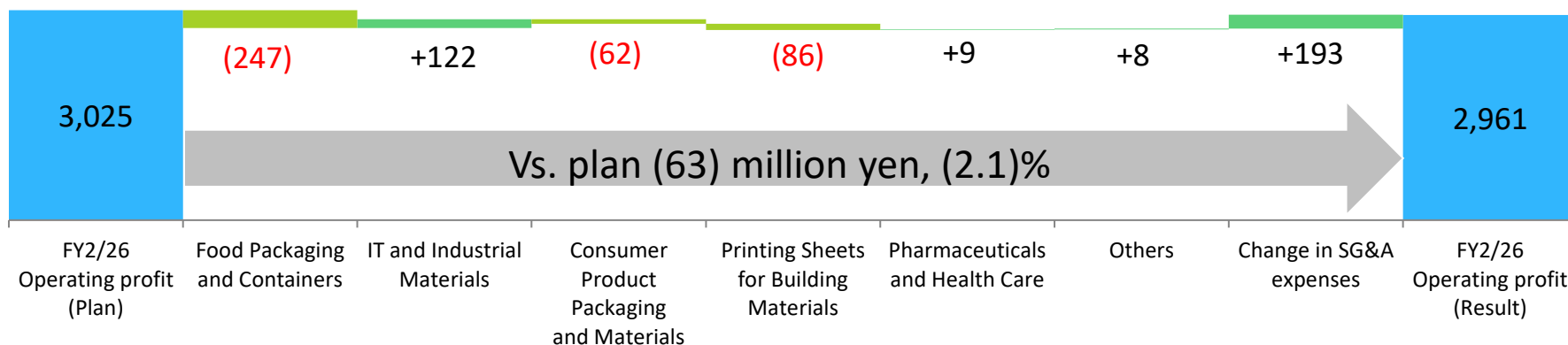
# Change in Net Sales and Operating Profit for Product Applications (Vs. Plan)

## Consolidated sales

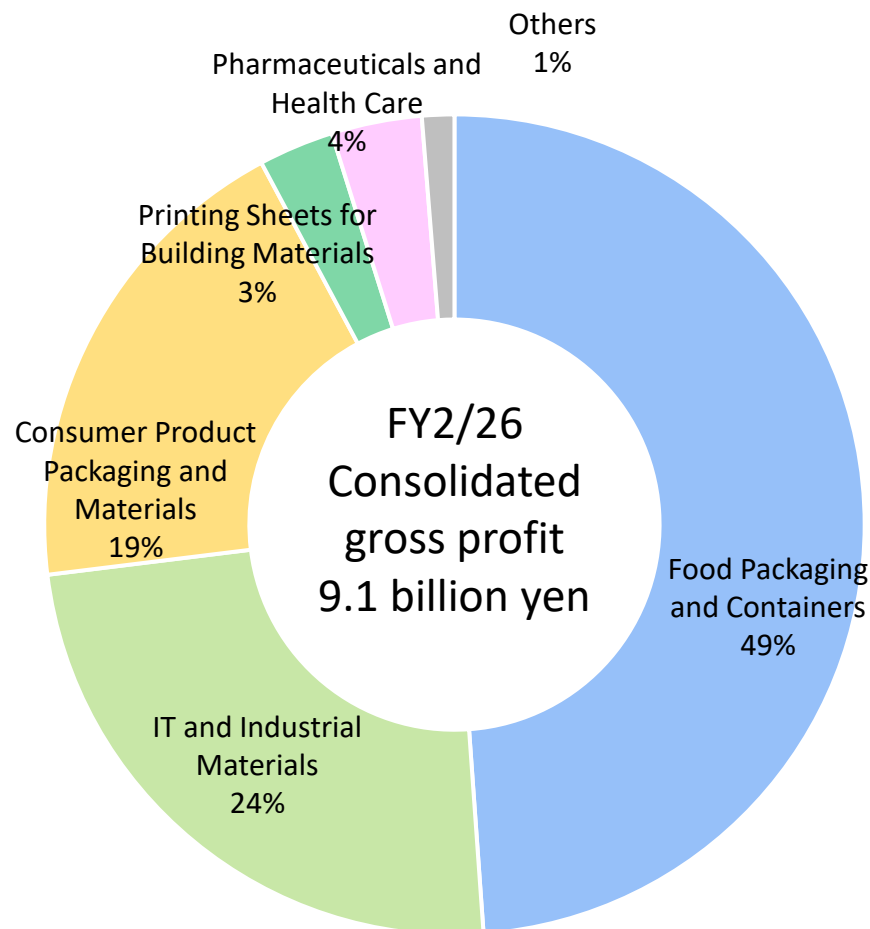
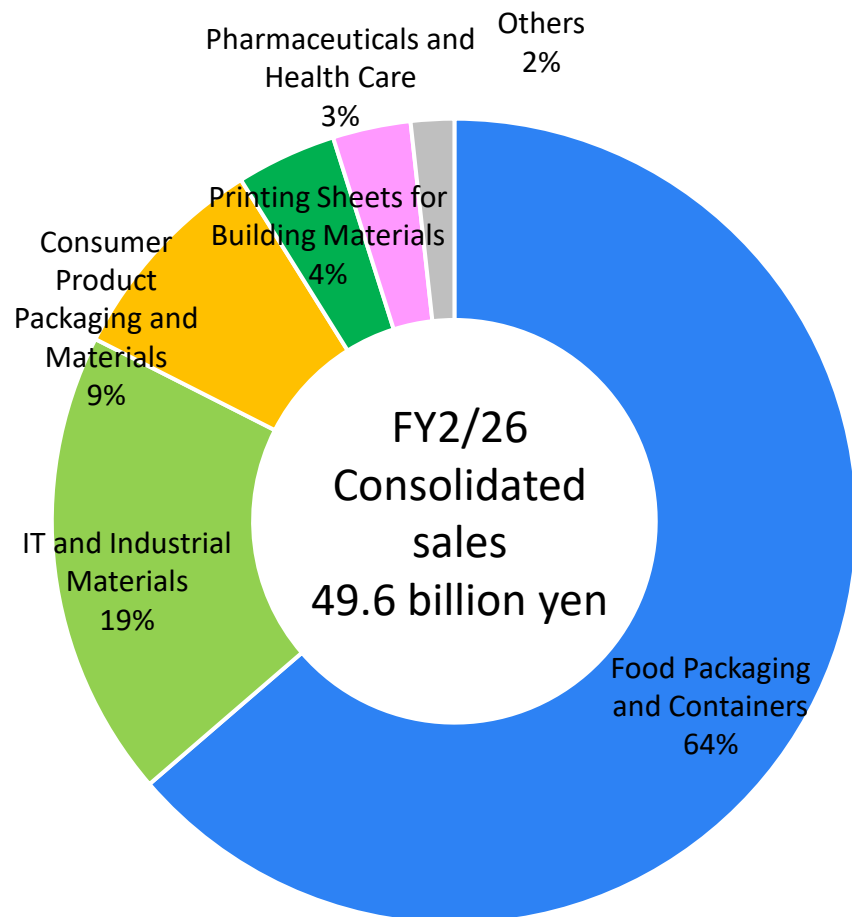
(Millions of yen)  
Note: All amounts are rounded down to the nearest million yen



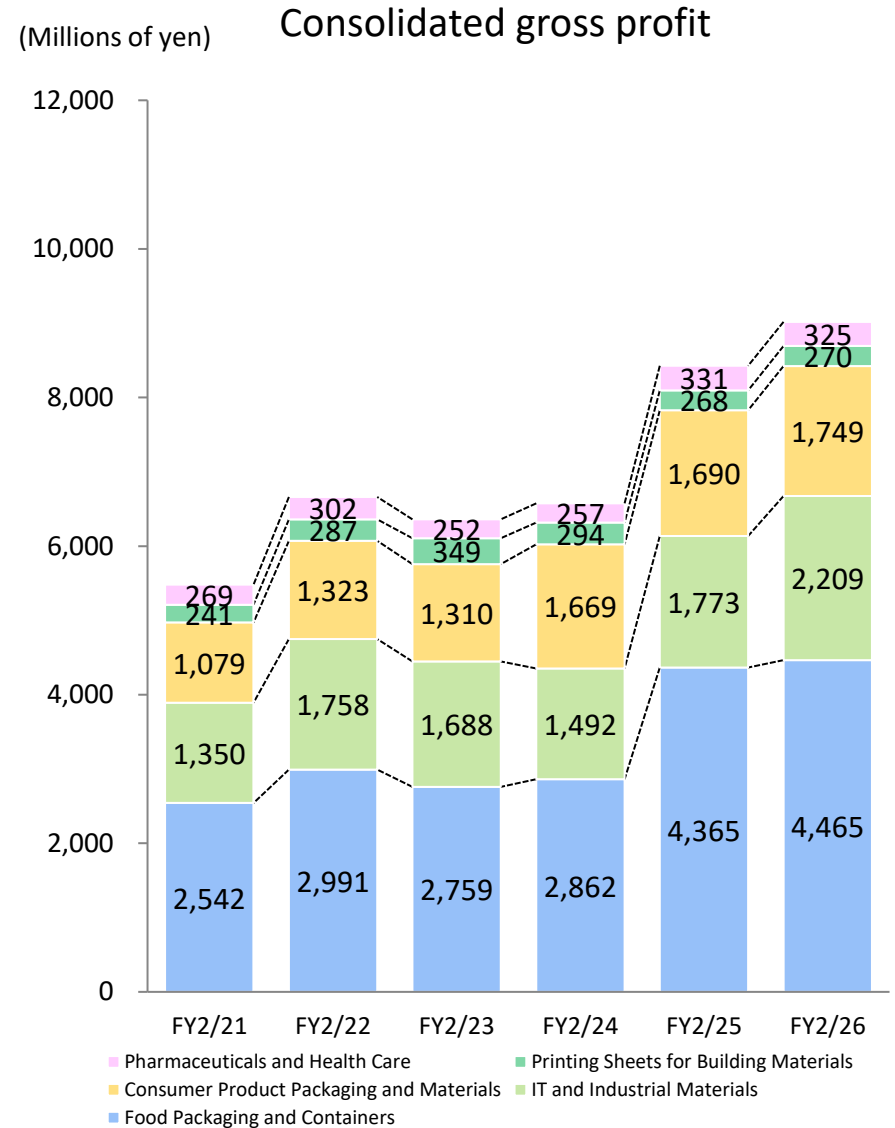
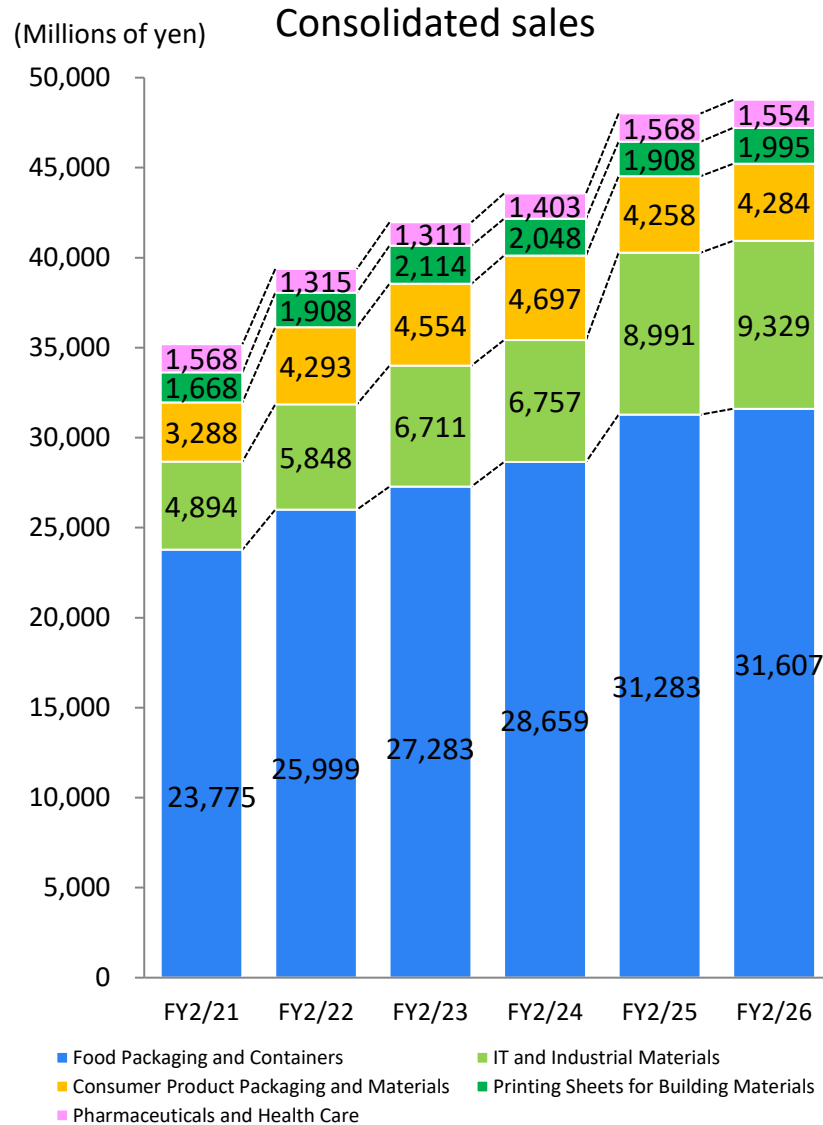
## Consolidated operating profit



# Sales and Gross Profit Composition for Product Applications

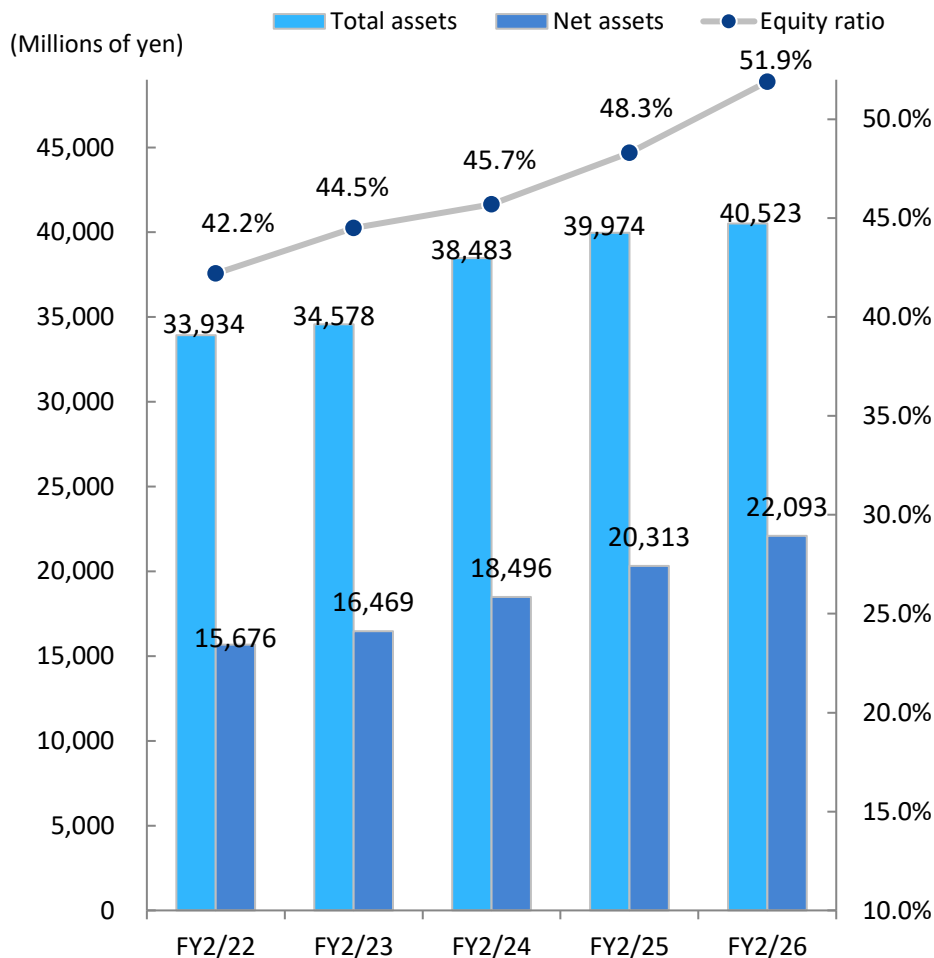


# Trends in Sales and Gross Profit Composition for Product Applications

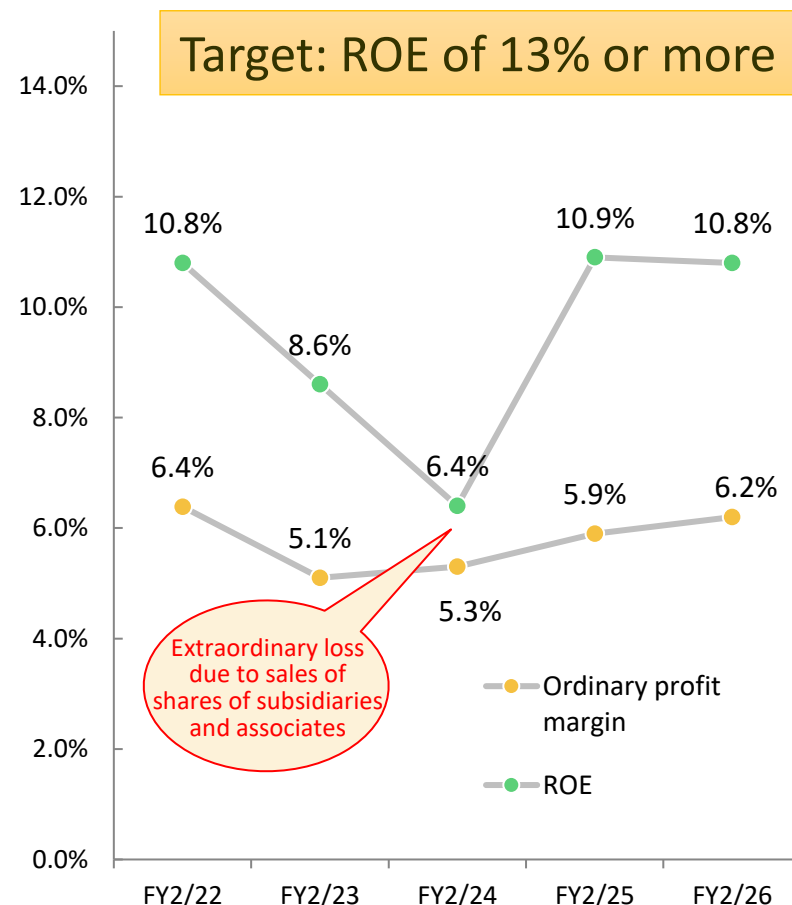


The equity ratio moved above 50% and the ROE remained above 10% due to solid earnings in FY2/26.

Total assets, net assets and equity ratio

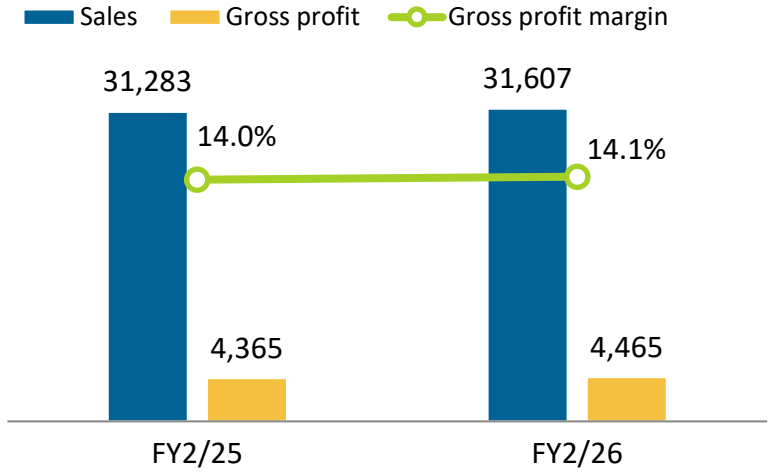


Ordinary profit margin and ROE



## Food Packaging and Containers

(Millions of yen)



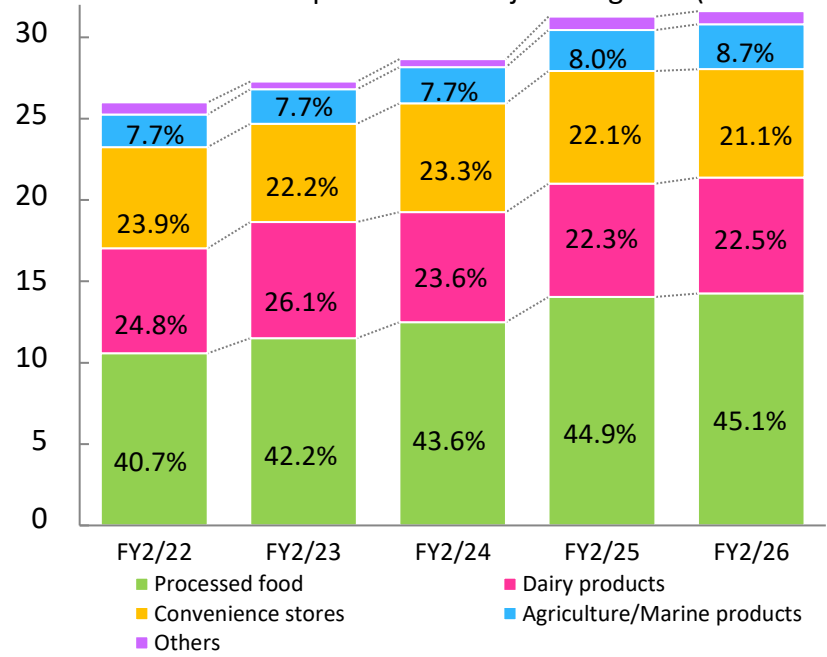
### Sales in major product categories (FY2/26)

Processed food	<ul style="list-style-type: none"> <li>Strong sales of packaging materials for frozen food</li> <li>Firm sales of packaging materials for tofu</li> <li>Strong sales of packaging for sausages and other processed food</li> </ul>
Dairy products	<ul style="list-style-type: none"> <li>Higher sales of existing packaging materials for cheese</li> </ul>
Convenience stores	<ul style="list-style-type: none"> <li>Sluggish demand for container molding and processing</li> </ul>
Agriculture/ Marine products	<ul style="list-style-type: none"> <li>Higher sales of packaging materials for processed marine products</li> <li>Firm sales of packaging materials for agricultural products</li> </ul>

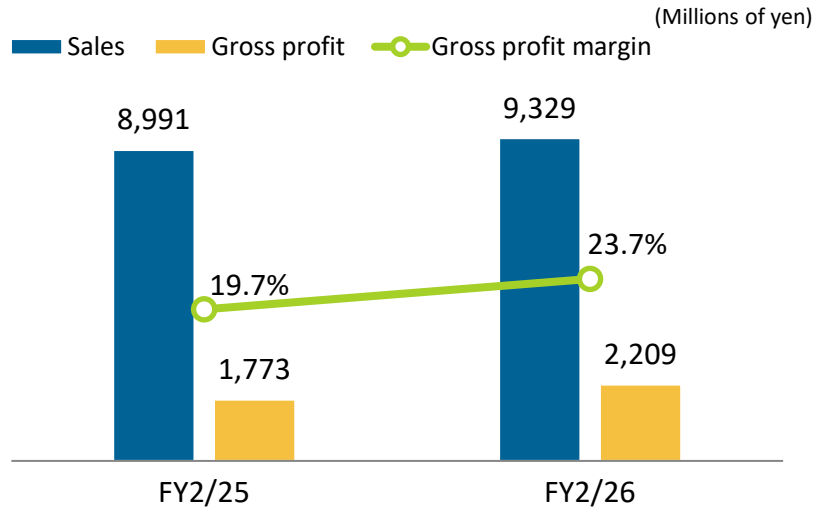
## Examples of final products



(Billions of yen) ■ Sales composition for major categories (consolidated)



## IT and Industrial Materials



### ■ Sales in major product categories (FY2/26)

Industrial materials	<ul style="list-style-type: none"> <li>Firm sales of heavy-duty bags for manufacturers</li> <li>Higher sales of co-extruded multilayer nylon film bags for industrial materials</li> </ul>
Mobile communications	<ul style="list-style-type: none"> <li>Firm sales of materials used in smartphones</li> </ul>
Semiconductors	<ul style="list-style-type: none"> <li>Firm sales of films used in semiconductor and electronic component production processes</li> </ul>
Automobiles	<ul style="list-style-type: none"> <li>Firm performance of automotive interior materials</li> </ul>
Rechargeable batteries	<ul style="list-style-type: none"> <li>One-time orders prior to the installation of a test coater in 2026</li> </ul>
Others	<ul style="list-style-type: none"> <li>Increase in various development projects</li> </ul>

## Examples of final products



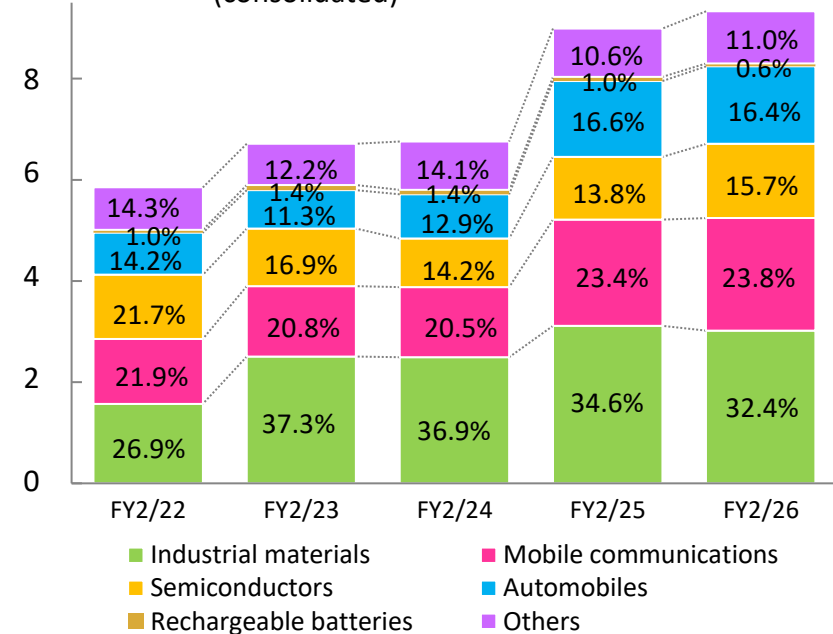
Films for production processes



NS Separator

### ■ Sales composition for major categories (consolidated)

(Billions of yen)

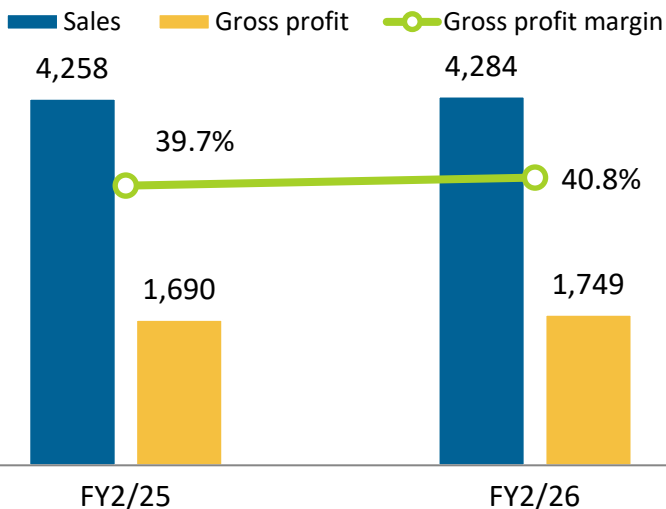


# Applications

## – Consumer Product Packaging and Materials

### Consumer Product Packaging and Materials

(Millions of yen)



#### ■ Sales in major product categories (FY2/26)

Vacuum storage bags and clothes	<ul style="list-style-type: none"> <li>Sales decreased because TV shopping channels gave these products less air time</li> <li>Sales of storage products and anti-dust mite-related items increased because of the appeal of these products and effective sales activities</li> </ul>
Kitchen/hygiene-related products	<ul style="list-style-type: none"> <li>Strong sales of in-house products with high profit margins</li> </ul>
Home improvement/furniture/eco products	<ul style="list-style-type: none"> <li>Higher sales of kitchen mats</li> </ul>
Hair/beauty care/health-related products	<ul style="list-style-type: none"> <li>Steady growth in hair dyeing products (combs, gloves)</li> </ul>

### Examples of final products



AC outdoor unit thermal insulation sealing



A cutting board sheet that can be used in a frying pan sheet too



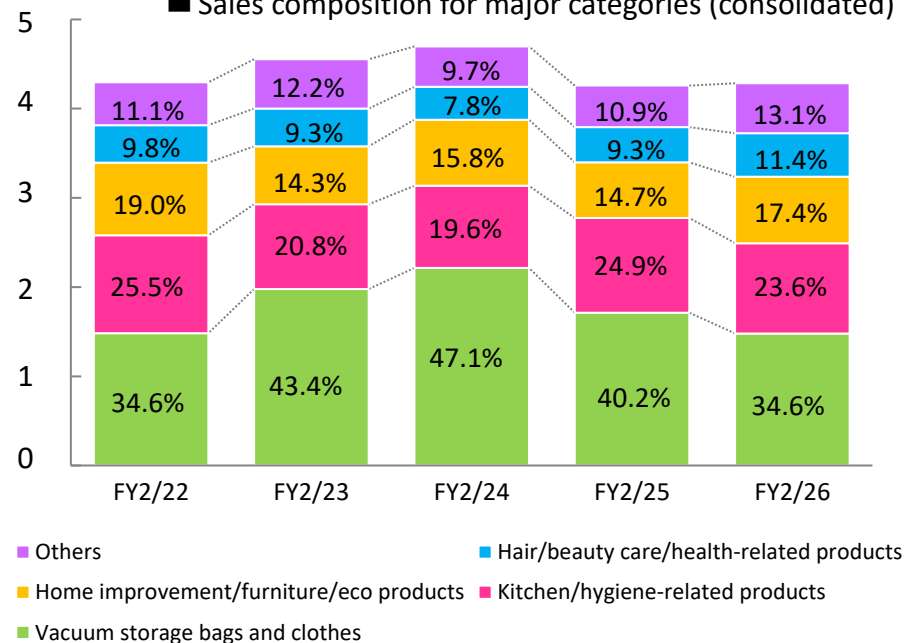
Waffle sheet scrubber



Container for vacuum storage bags

(Billions of yen)

#### ■ Sales composition for major categories (consolidated)



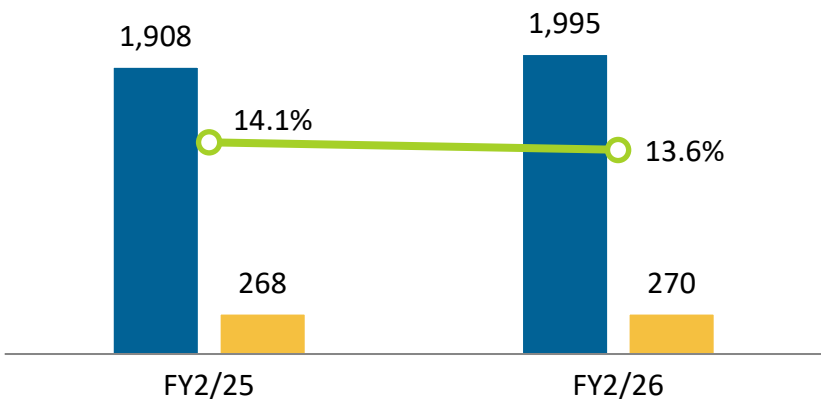
# Applications

## – Printing Sheets for Building Materials

### Printing Sheets for Building Materials

(Millions of yen)

■ Sales   ■ Gross profit   ● Gross profit margin



### ■ Sales in major product categories (FY2/26)

House fixtures	<ul style="list-style-type: none"> <li>Volume of business in the building materials industry remained low</li> <li>Higher sales of products with relatively high profit margins</li> <li>Sales were supported by the receipt of new orders</li> <li>Decline in orders for building materials with functional surface coatings</li> </ul>
Furniture	<ul style="list-style-type: none"> <li>Slight decrease in orders involving exported furniture</li> </ul>

■ N coat  
N coat is a polypropylene-based synthetic paper. Due to its excellent resistance to water, N coat is used primarily for vending machine labels and floor materials.



### Examples of final products

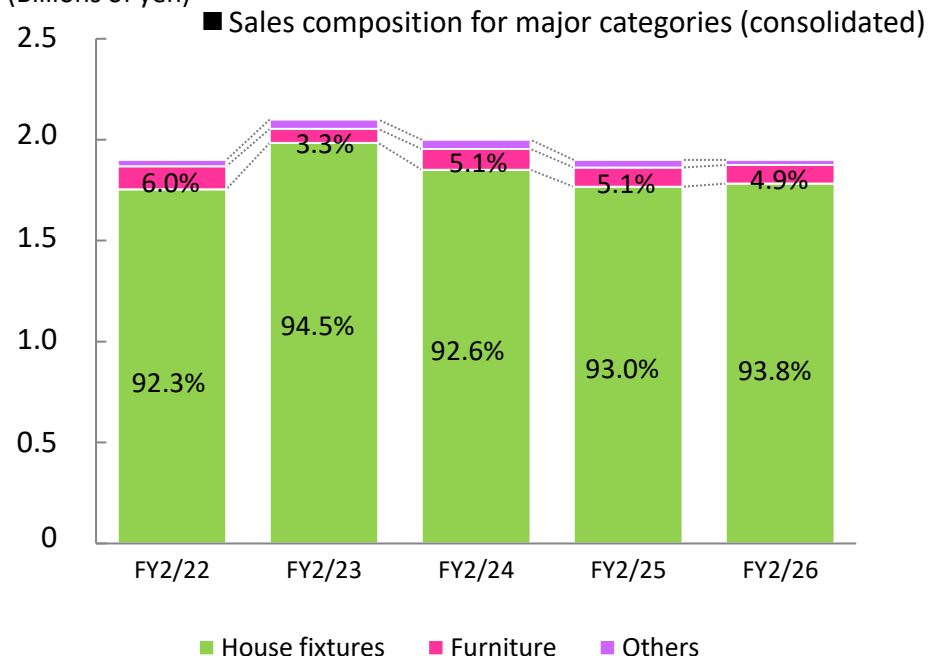


Kitchen



Closet

(Billions of yen)



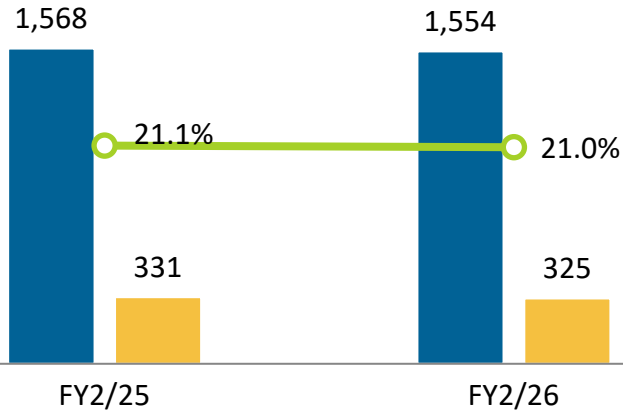
# Applications

## – Pharmaceuticals and Health Care

### Pharmaceuticals and Health Care

(Millions of yen)


■ Sales ■ Gross profit ● Gross profit margin



#### ■ Sales in major product categories (FY2/26)

Transdermal patches	<ul style="list-style-type: none"> <li>Sales of transdermal patches in relatively high price ranges increased</li> <li>A sharp rise in prices of raw materials for some products</li> </ul>
Hospitals	<ul style="list-style-type: none"> <li>Firm sales of medical packaging bags</li> <li>Decrease in sales of packaging materials for transfusions</li> </ul>
OTC drugs	<ul style="list-style-type: none"> <li>Firm sales of packaging for OTC drugs</li> </ul>


### Examples of final products



Anesthesia tape



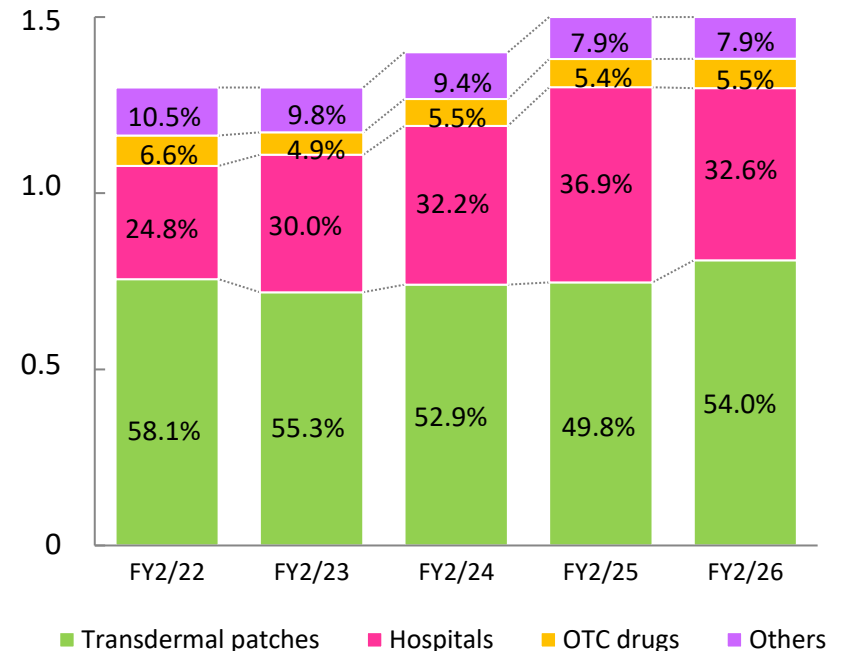
Petri dish packaging bag



Shading cover for transfusion bags

(Billions of yen)

#### ■ Sales composition for major categories (consolidated)



# Assets and Liabilities

(Consolidated)

(Millions of yen; (% to total assets/total liabilities and net assets))

	As of Feb. 28, 2025	As of Feb. 28, 2026		
			YoY change	Major factors
Current assets	24,714 (61.8%)	25,240 (62.3%)	+526	Notes and accounts receivable-trade, and contract assets (323), Allowance for doubtful accounts +205 (decrease in current assets), Electronically recorded monetary claims-operating +552, Short-term loans receivable +314, Other +217
Non-current assets	15,260 (38.2%)	15,282 (37.7%)	+22	Property, plant and equipment (112), Intangible assets (84), Investments and other assets +219
<b>Total assets</b>	<b>39,974</b> <b>(100.0%)</b>	<b>40,523</b> <b>(100.0%)</b>	<b>+548</b>	
Current liabilities	16,220 (40.6%)	14,934 (36.9%)	(1,286)	Other +130, Notes and accounts payable-trade (771), Short-term borrowings (600), Provision for loss on liquidation of subsidiaries and associates (205)
Non-current liabilities	3,440 (8.6%)	3,495 (8.6%)	+54	Lease liabilities (145), Long-term borrowings +90, Deferred tax liabilities +109
<b>Total liabilities</b>	<b>19,661</b> <b>(49.2%)</b>	<b>18,429</b> <b>(45.5%)</b>	<b>(1,231)</b>	
<b>Total net assets</b>	<b>20,313</b> <b>(50.8%)</b>	<b>22,093</b> <b>(54.5%)</b>	<b>+1,780</b>	Treasury shares +139 (decrease in net assets), Retained earnings +1,569, Remeasurements of defined benefit plans +242
<b>Total liabilities and net assets</b>	<b>39,974</b> <b>(100.0%)</b>	<b>40,523</b> <b>(100.0%)</b>	<b>+548</b>	
<b>Net interest-bearing debt</b>	<b>632</b> <b>(1.6%)</b>	<b>91</b> <b>(0.2%)</b>	<b>(541)</b>	Short-term borrowings (600), Cash and deposits +14

Net interest-bearing debt = Interest-bearing debt – Cash and deposits

# Cash Flows

(Consolidated)

(Millions of yen)

		FY2/25 Results	Results	FY2/26
				Components
Cash flows from operating activities	2,353	2,552	Profit before income taxes +3,372, Depreciation +1,259, Other, net +141, Gain on sale of shares of subsidiaries and associates (137), Gain on sale of non-current assets (113), Increase in trade receivables (359), Decrease in trade payables (680), Income taxes paid (876)	
Cash flows from investing activities	(1,156)	(1,272)	Proceeds from sale of non-current assets +212, Proceeds from sale of investment securities +116, Purchase of non-current assets (production processing equipment, etc.) (1,388), Payments for sale of shares of subsidiaries resulting in change in scope of consolidation (181)	
Free cash flows	1,197	1,280		
Cash flows from financing activities	(1,240)	(1,277)	Proceeds from long-term borrowings +1,200, Net decrease in short-term borrowings (600), Repayments of long-term borrowings (1,045), Purchase of treasury shares (139), Cash dividends paid (606)	
Effect of exchange rate change on cash and cash equivalents	148	14		
Net increase (decrease) in cash and cash equivalents	105	17		
Cash and cash equivalents at beginning of period	7,446	7,552		
Cash and cash equivalents at end of period	7,552	7,569		

- 1 FY2/26 Financial Summary
- 2 FY2/27 Outlook**
- 3 Key Initiatives in FY2/27
- 4 Reference

# Current Performance and Outlook (Overview)

## FY2/26

- Sales increased for existing packaging materials for cheese and other dairy products, processed marine products and frozen food
- Firm sales of packaging materials for tofu and agricultural products
- Contribution to sales and earnings of newly consolidated subsidiary Nakamoto Advanced Film Co., Ltd.

- Firm sales of functional materials for electronic applications, materials used in smartphones and semiconductors, automotive interior materials and heavy-duty bags for manufacturers
- There were one-time orders for next-generation batteries

- Sales of storage products and anti-dust mite-related items increased
- Strong EC sales of products with high profit margins
- Slow sales due to economic downturn in Japan, the weak yen and continuing competition with Chinese companies caused by U.S. tariffs

- Volume of business in the building materials industry remained low
- Decline in orders for building materials with functional surface coatings
- Firm sales of products with relatively high profit margins

- Higher sales of transdermal patches in relatively high price ranges
- Sales to hospitals of packaging materials for transfusions decreased
- Firm sales of medical packaging bags

### Food Packaging and Containers

### IT and Industrial Materials

### Product Packaging and Materials

### Printing Sheets for Building Materials

### Pharmaceuticals and Health Care

## FY2/27 and afterward

- Contributions to earnings from strengthening activities for environmentally responsible and functional packaging and increasing adoption of the no-label thermal top seals
- More growth and contributions to sales and earnings of Nakamoto Advanced Film Co., Ltd.
- Planning on many orders for printing paper food containers
- **Higher manufacturing expenses due to Middle East conflicts; focusing on procurement of raw materials and ink and rigorous cost reductions**

- Orders for materials used in smartphones and semiconductors are expected to remain strong
- Expect to receive orders for new business involving semiconductors
- Progress with prototypes and volume production involving next-generation batteries and growing market categories, start of full-scale operation at the new factory
- **Consistent procurement of solvents and maintain a reliable supply of products**

- Manufacturing and developing products internally at the Vietnam subsidiary and more differentiation from competing products
- Continue to strengthen development and sales channels of new products
- Weak yen, continuing competition with Chinese companies caused by U.S. tariffs

- Increasing sales activities and focusing on receiving orders from new customers
- Working on improving productivity by manufacturing building materials with new properties and functions

- Focus on capturing new orders involving transfusions

# Plan for Capital Expenditures and Depreciation Expenses

(Consolidated)

(Millions of yen; (% to sales))

	FY2/26 Results	Plan	FY2/27	
			YoY change	
			Amount	%
Capital expenditures	1,472 (3.0%)	1,560 (3.0%)	+88	+6.0%
Depreciation	1,259 (2.5%)	1,373 (2.6%)	+113	+9.0%

## Major capital expenditures in FY2/27

Project	Description	Investment (Millions of yen)
Factory equipment update/replacement	Test coater (Saitama), updates/improvements (Ryugasaki, Tsukuba and others), updates of printing machine, etc. (Saitama, Ryugasaki and others), molding machine (Nakamoto Fine Pack), bag production unit (Nakamoto Advanced Film) and others	About 1,130
IT/System service equipment	Solar power system (Nakamoto Advanced Film), primary IT system and others	About 50
Air conditioning equipment	Air conditioning equipment (Kashiwara, Saitama, Ryugasaki, Tsukuba, Suzhou)	About 140
Inspection/measurement/analysis equipment	Inspection, measurement and analysis equipment (Nabari, Saitama, Tsukuba, technology development and others)	About 200

# FY2/27 Outlook

(Consolidated)

(Millions of yen; (% to sales))

	FY2/26 Results	Plan	FY2/27	
			YoY change	
			Amount	%
Net sales	49,635	52,000	+2,364	+4.8%
Gross profit	9,137 (18.4%)	9,690 (18.6%)	+552	+6.0%
Selling, general and administrative expenses	6,176 (12.4%)	6,425 (12.4%)	+248	+4.0%
Operating profit	2,961 (6.0%)	3,265 (6.3%)	+303	+10.3%
Ordinary profit	3,054 (6.2%)	3,450 (6.6%)	+395	+12.9%
Profit attributable to owners of parent	2,175 (4.4%)	2,183 (4.2%)	+7	+0.3%

Projected exchange rate: 20.1 yen/yuan; 142.0 yen/dollar

- 1 FY2/26 Financial Summary
- 2 FY2/27 Outlook
- 3 Key Initiatives in FY2/27**
- 4 Reference

1. As Middle East tension continues, measures for the consistent procurement of raw materials and a reliable supply of products for customers
2. M&A activity (Continue to examine many potential deals)
3. Environmental responsibility (make RN Smart Packaging profitable)
4. Start test coater use (rechargeable battery materials and other products)
5. Begin operations at the new R&D Center
6. Use the new Supply Chain Management Dept. to optimize manufacturing operations

## Targeted problems

Environmental issues	Discontinue use of plastic	Global warming (CO2 emission)	Air pollution
----------------------	----------------------------	-------------------------------	---------------

## Nakamoto Packs initiatives

Raw materials	Thinner	Biodegradable materials	Use of mono-materials/ Recycling	Shift to paper
Ink Adhesives	Toluene-free ink	Biomass ink	Water-based ink	Deinking
Reduction of food waste	Extend shelf life	Barrier packaging	No-label thermal top seals	

Containers with printing flaws reused as pellets, use of solar power, higher productivity per hour, energy-efficient equipment, many other activities for efficiency to reduce use of resources and lower CO2 emissions.

## RN Smart Packaging – Activities with Ricoh

1. More growth of sales of no-label thermal packaging (convenience store food items, frozen bento products, other new applications)
2. Development and sale of Smart Range, an original automatic steaming microwave oven
3. Development of applications for RESC® barrier coated paper and sales growth

**No-label thermal packaging**

Low environmental impact  
Able to reduce the amount of plastics  
Decrease in food loss

Higher productivity  
Smaller inventory by direct printing

Fewer SKUs  
Reduce inventory management

**Increasing use at convenience stores**

**Smart Range**

The Smart Range, original automatic steaming microwave oven

Film is coated using a special ink and a special configuration. Tiny holes open in the film after 10 seconds in the oven. The openings release internal pressure and steam heating produces food with outstanding flavors.

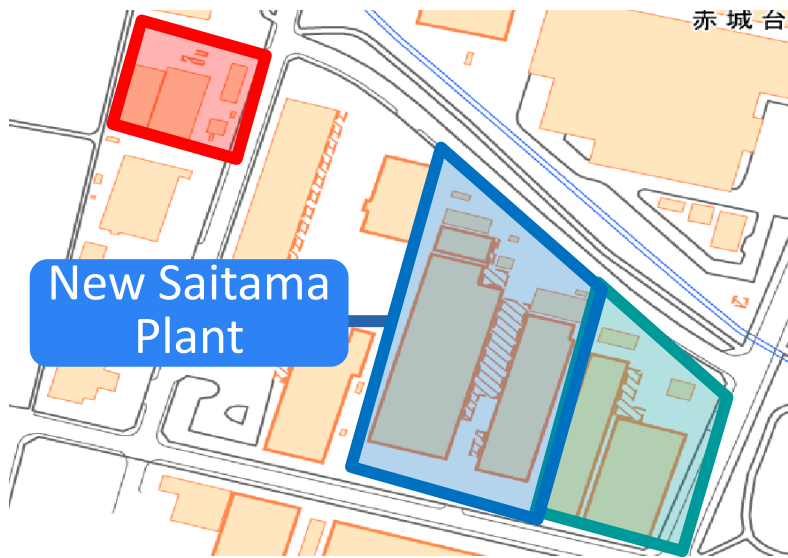
**Barrier coated paper RESC®**

- Made of paper and biomass  
➔ A next-generation packaging material that helps lower CO2 emissions and accomplish the SDGs

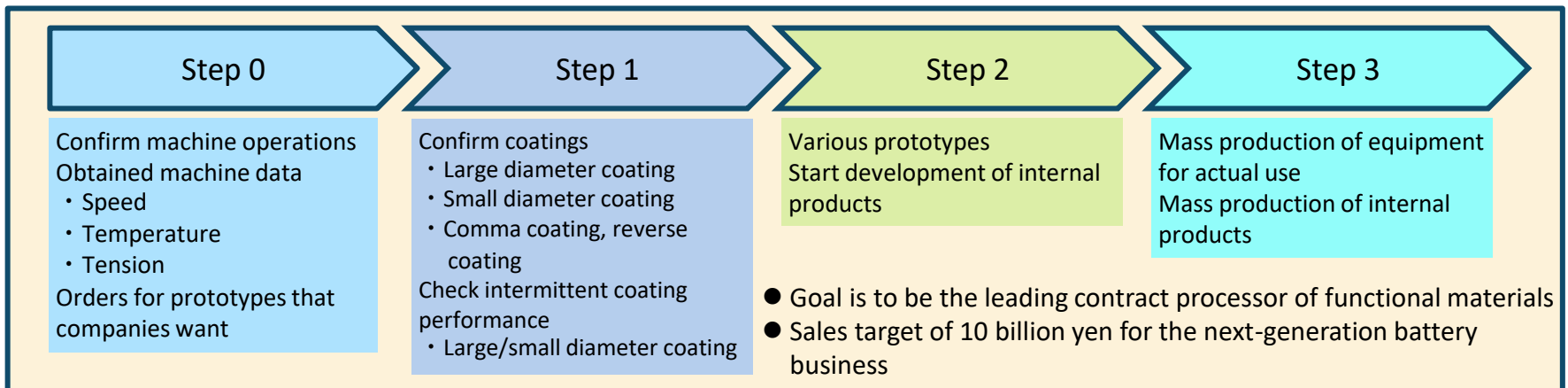
Many functions  
Gas barrier, retention of aromas, oil resistant, easy to recycle  
➔ Keeps food fresh, retains moisture, good for storage, no odor leaks, prevents transfers of aromas

Surface liner  
Back liner  
Middle liner (fluted paper)

# Test Coater to Develop Next-generation Battery Materials



A test coater has been installed at the Saitama Plant, which was acquired in 2025, and operation is to begin in June.



# Small/Midsize Prototypes to High-Volume Machines



Specification	Multi-coater	Test coater	High-volume coater
Coating method	Large diameter gravure/ small diameter gravure, comma coating	Large diameter gravure/ small diameter gravure, comma coating	Large diameter gravure/ small diameter gravure, comma coating, die coating, rotary screen
Intermittent coating	×	○	○
Machine speed	1-10m/min	1-20m/min	10-250m/min
Material width	Max 250mm	100-400mm	500-1700mm
Drying temperature	Max 150°C	Max 140°C	Max 220°C
Coating volume	10g-	2kg-	10kg-
Purpose	Initial development stage	Initial/mid development stages	Mid development stage/ Volume production

Our goal is leadership as the converter in the rechargeable battery market

Step  
03

2030-

- Manufacturing stage
- Purchase of high-volume coater for rechargeable battery materials

- Establish a solid position in Japan
- Expand operations to other countries and increase production

Step  
02

2027-

- Add a new factory for functional materials
- Start using a test coater for rechargeable battery materials (May 2026)

Step  
01

2025-

# Establishment of a New R&D Center



\*Renderings are shown, not actual photos of the R&D Center

The new R&D Center at the Saitama Plant that was acquired in 2025 is expected to be completed during the fiscal year ending in February 2027.

By using analytic equipment located on the same site as small-midsize prototypes and a high-volume coater in the plant, R&D personnel will be able to perform development work even faster and more efficiently.

# Launch of the nbass Brand



## Purpose of the launch of the nbass brand

To raise awareness worldwide of the functional materials business of Nakamoto Packs



November 2024  
→Project started

November 2025  
→Displayed at exhibitions

March 2026  
→Start of nbass website

April 2026 and afterward  
→April: Ads in industry newspapers  
→April: Operation of RD coaters  
→April: Start of e-mail info distribution  
→September: Display of products at exhibitions

A website for the nbass brand is operating to raise awareness of the new brand. In addition, Nakamoto Packs plans to use ads in industry newspapers and e-mail messages to promote this new brand.

## Improved production process flow for lower logistics expenses and higher productivity

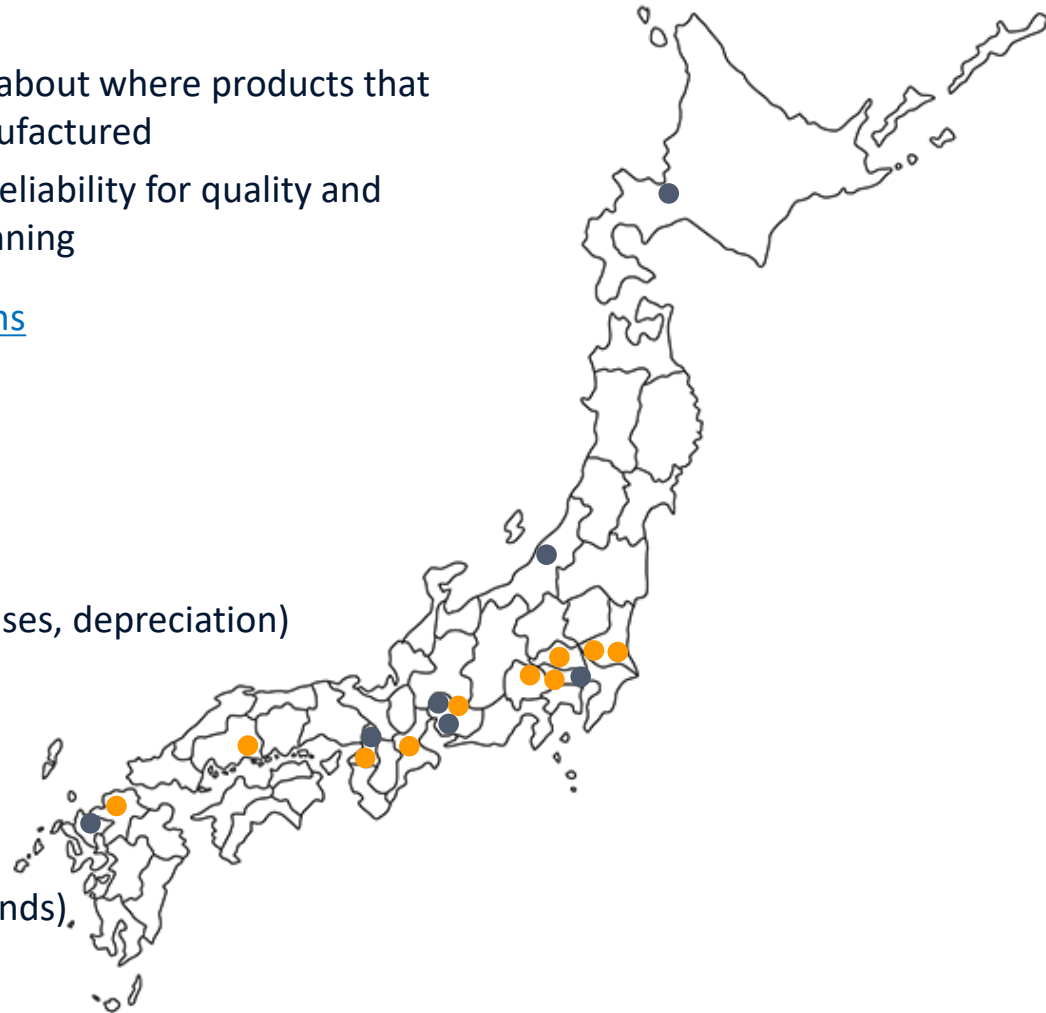
- Production process determination: Decisions about where products that were ordered, or will be ordered, will be manufactured
- Major benefits are overall cost optimization, reliability for quality and deliveries, and better business continuity planning

### Three decisions for selecting production locations

1. Internal or external production
2. Nakamoto Packs or a group company
3. Centralized or decentralized manufacturing

### Six important points

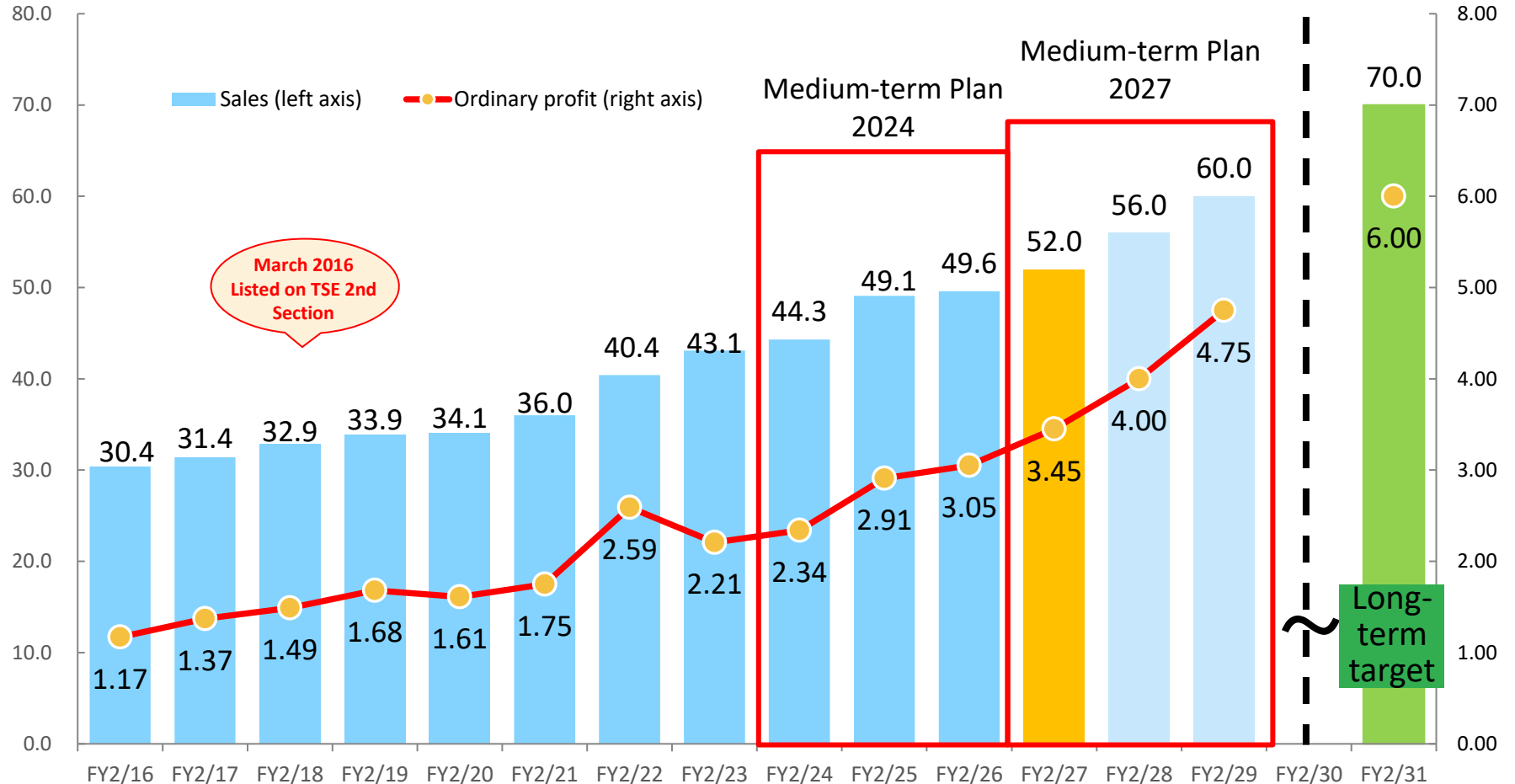
1. Manufacturing cost (labor cost, general expenses, depreciation)
2. Transportation cost  
(storage cost, cargo handling expenses, cost of transportation)
3. Competitiveness  
(quality, productivity, production capacity)
4. Customer demands (responses to meet demands).
5. Supply chain links
6. Risk of technology leakage



# Medium-term Goals (Medium-term Business Plan 2027)

(FY2/27 – FY2/29)

(Billions of yen)

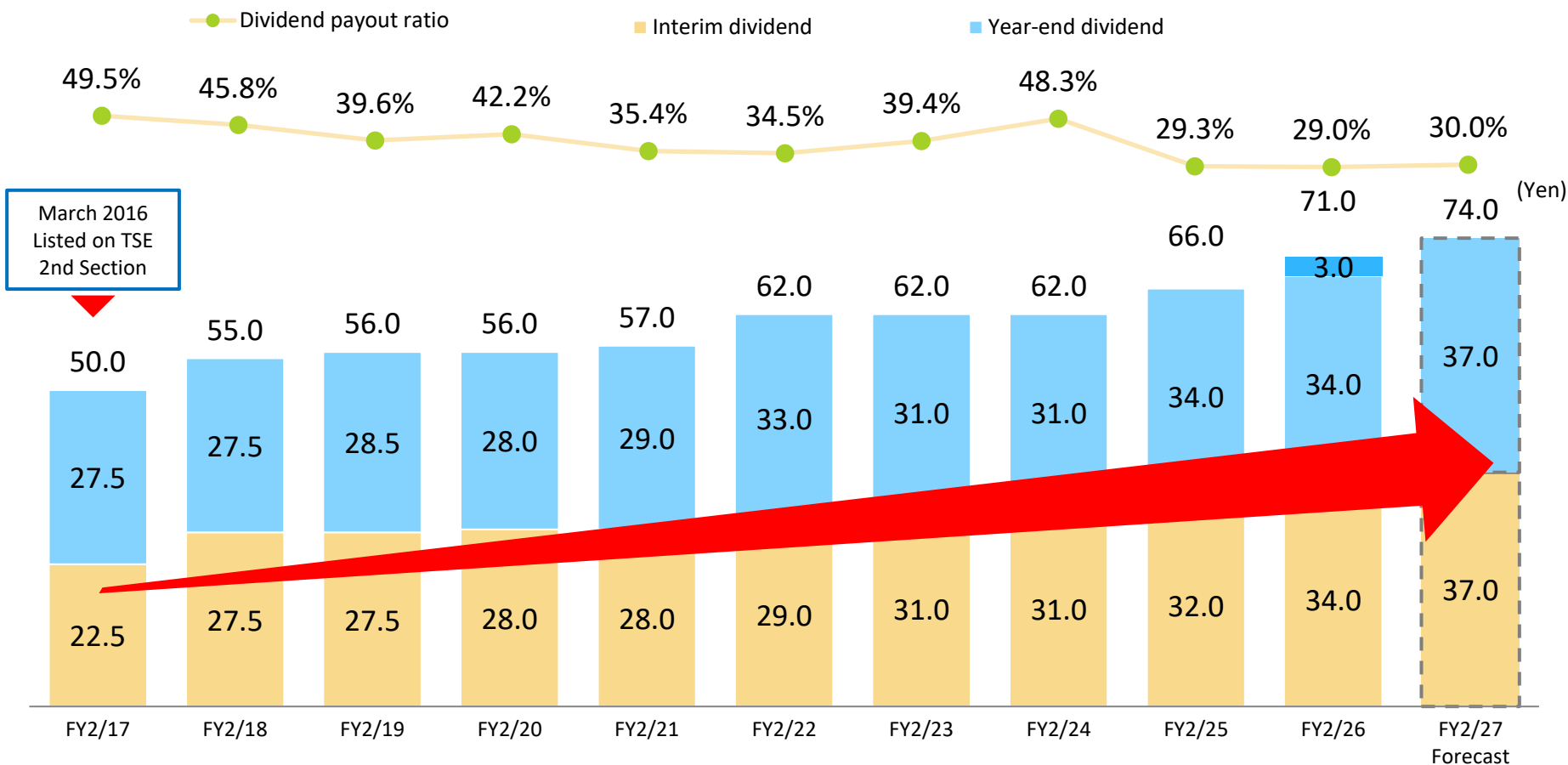


# Policy for Shareholder Distributions

- The policy is to distribute earnings to shareholders in an appropriate manner based on results of operations and maintaining dividend stability while retaining sufficient earnings needed for financial soundness for adapting to changes in the business climate and investments for more growth.

Forecast annual dividend of 74 yen per share for FY2/27, an increase of 3 yen per share

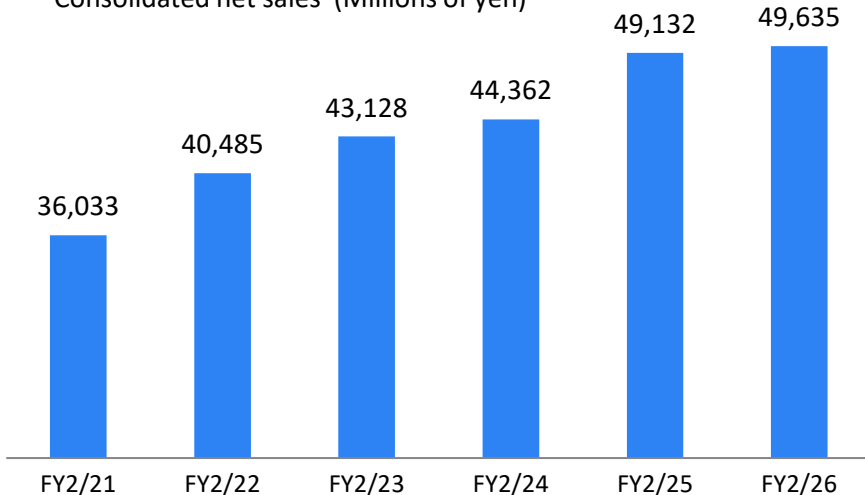
Planning to raise the dividend for the 11th consecutive year



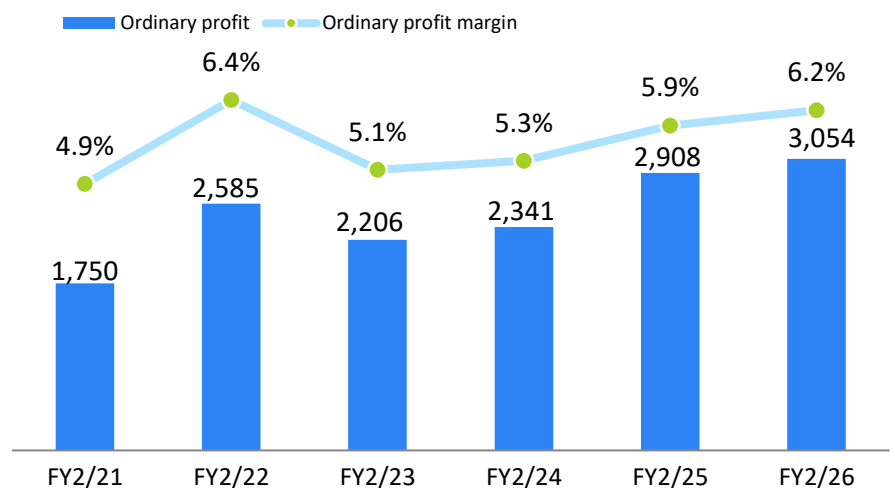
- 1 FY2/26 Financial Summary
- 2 FY2/27 Outlook
- 3 Key Initiatives in FY2/27
- 4 Reference**

# Trends and Results 1/2

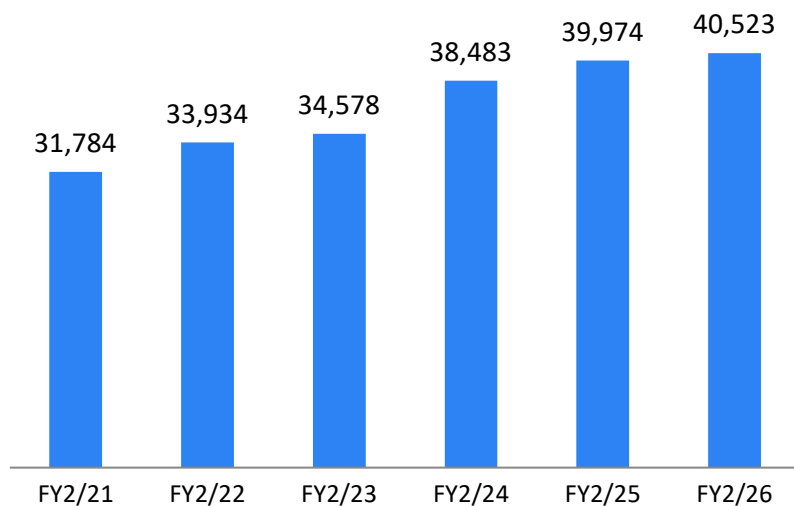
Consolidated net sales (Millions of yen)



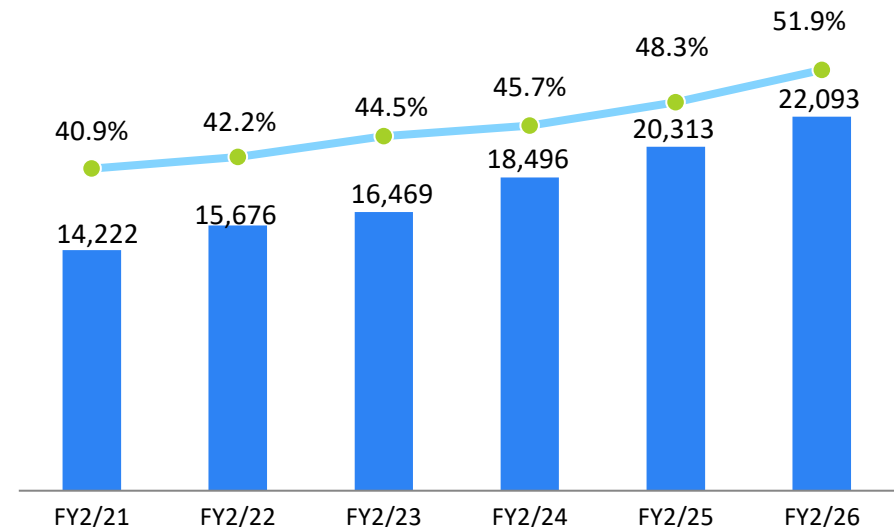
Consolidated ordinary profit (Millions of yen)



Consolidated total assets (Millions of yen)

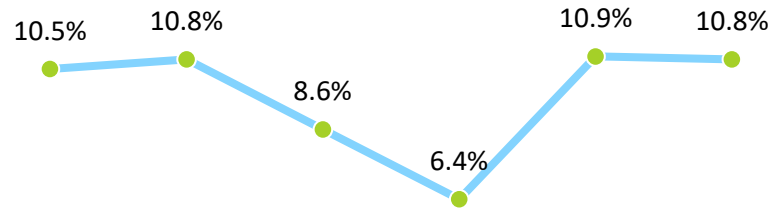


Consolidated net assets (Millions of yen)



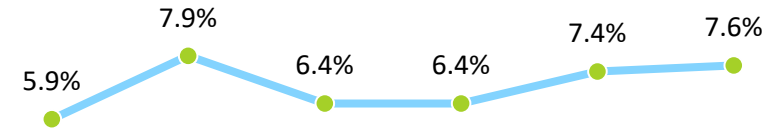
# Trends and Results 2/2

Consolidated ROE



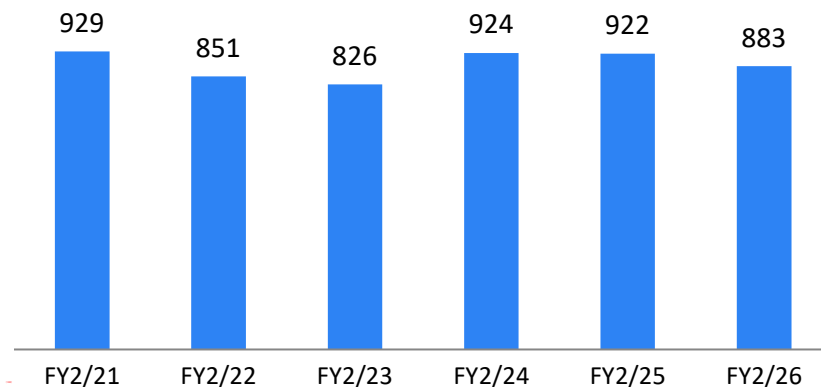
FY2/21 FY2/22 FY2/23 FY2/24 FY2/25 FY2/26

Consolidated ROA



FY2/21 FY2/22 FY2/23 FY2/24 FY2/25 FY2/26

Number of consolidated employees (persons)



## Shareholder special benefit plan

### Purpose

The benefit plan was started with shareholders of record as of the end of February 2021 for the purpose of increasing the number of investors who hold Nakamoto Packs stock for a medium to long-term by making the stock even more appealing.

### Eligible shareholders

Shareholders and beneficial shareholders of record as of the end of February in each year who own at least one unit (100 shares) of Nakamoto Packs stock

### Shareholder benefits

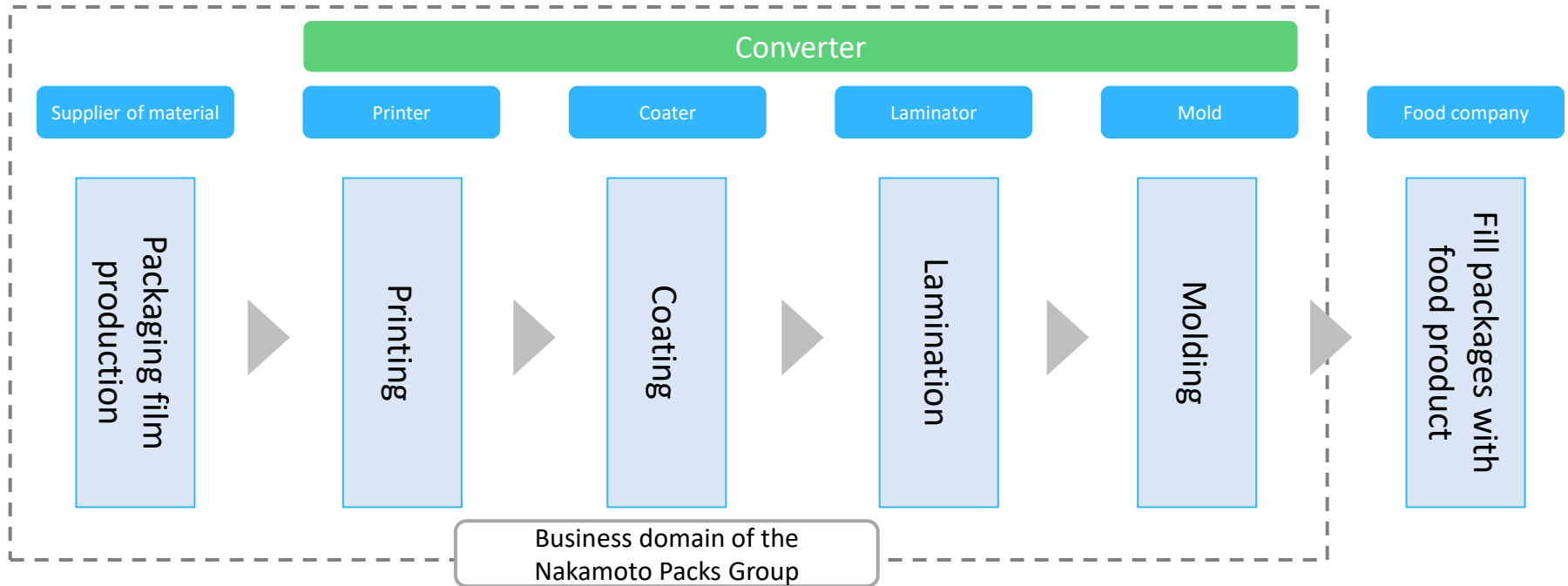
100 to 199 shares	QUO card (¥1,000)
200 shares or more	QUO card (¥2,000)

### Delivery

End of May (tentative)



# Packaging Material Printing Process (Example) NAKAMOTO PACKS CO.,LTD.



Process	Explanation
Gravure printing	A form of intaglio printing (a plate with text, patterns and other items engraved in reverse is used for printing) produces very fine differences in color gradations.
Lamination (dry and thermal)	Adhesives are used to bond multiple layers of materials for the purpose of strengthening and adding functions to packaging materials.
Coating	A material is coated with a thin layer of a resin or other substance to protect the material and give it specific functions.
Molding	A plastic sheet is heated to alter its shape (for making a food container, tray, lid or other item) or the inflation method is used to fabricate a plastic film or sheet.

Dedicated to being a company that is kind to people and the environment  
-Clean & Safety-

## The Nakamoto Packs Motto

Our business depends on people. People depend on their hearts. An enjoyable company is the sum of diligence, dedication to serving others, and people.

## Our Code of Conduct

Use sincerity to earn even greater trust

Use perseverance to create innovative ideas

Always improve yourself and cooperate with others

Contribute to society through the spirit of co-existence and mutual prosperity

Be dedicated to improving technologies and overcoming challenges

Make good behavior and the spirit of gratitude a source of happiness

## Our Six Missions

We will listen with open minds to what our customers say

We will constantly acquire new technologies for printing, packaging and containers

We will maintain close internal and external lines of communication and deliver goods and services on time with speed and in good faith

We will be responsible for maintaining co-existence and mutual prosperity with our customers

We will attract more dedicated fans of our group by using work and systems that generate strong impressions

We will make the Nakamoto Packs Group an organization guided by the same destiny

## Precautions

This presentation was prepared for the purpose of providing information about Nakamoto Packs and is not a solicitation to buy or sell any particular security. All or part of the contents of this presentation may be corrected or revised without prior notice. This presentation contains statements about future performance. These statements are not guarantees concerning future performance and actual performance may differ from these statements due to a change in market conditions or some other reason.